Multiple District 301

As of October 2026 Cumulative

Year	New Clubs	Dropped Clubs	Gain/ Loss Clubs	New Members	Charter Members	Reinstate Members	Transfer Members	Total Member Added	Total Members Dropped	Gain/ Loss Members
2022-2023	30	67	-37	1,874	1,032	601	62	3,569	6,577	-3,008
2023-2024	56	41	15	2,064	1,871	922	88	4,945	4,414	531
2024-2025	91	48	43	2,026	2,057	835	110	5,028	4,604	424
2025-2026	71	70	1	2,594	1,620	700	53	4,967	4,773	194
2026-2027	30	5	25	1,229	672	80	25	2,006	698	1,308
Average	**56**	**46**	**9**	**1,957**	**1,450**	**628**	**68**	**4,103**	**4,213**	**-110**

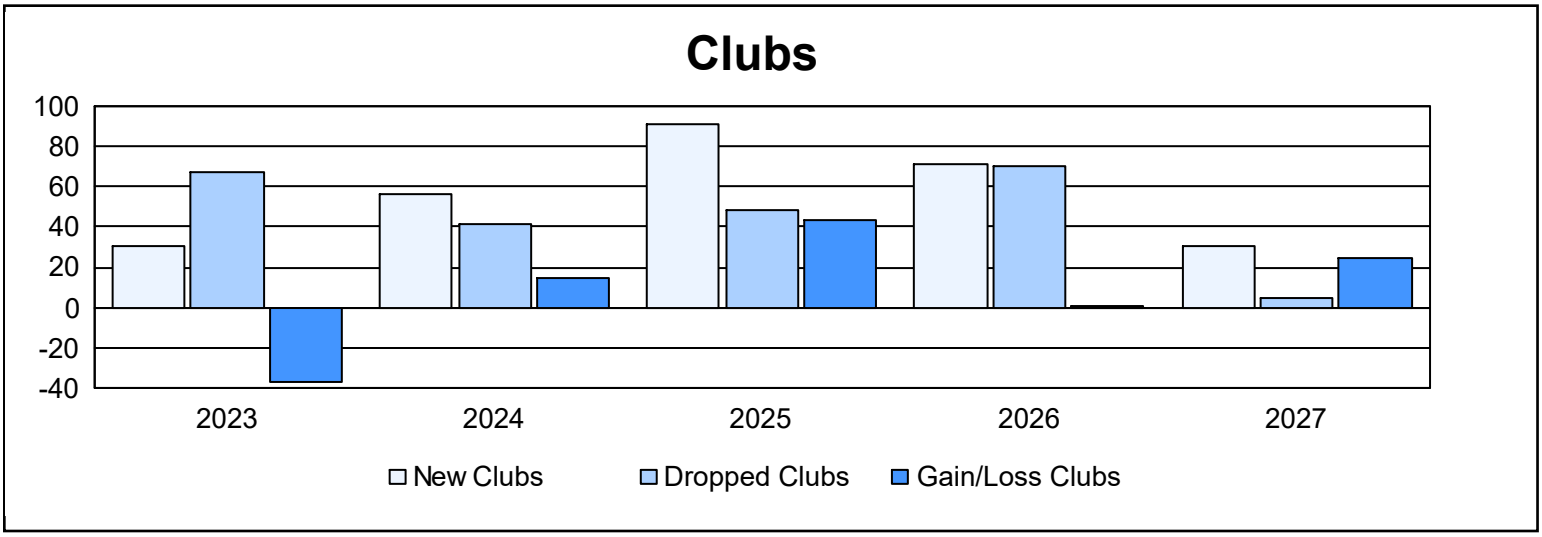

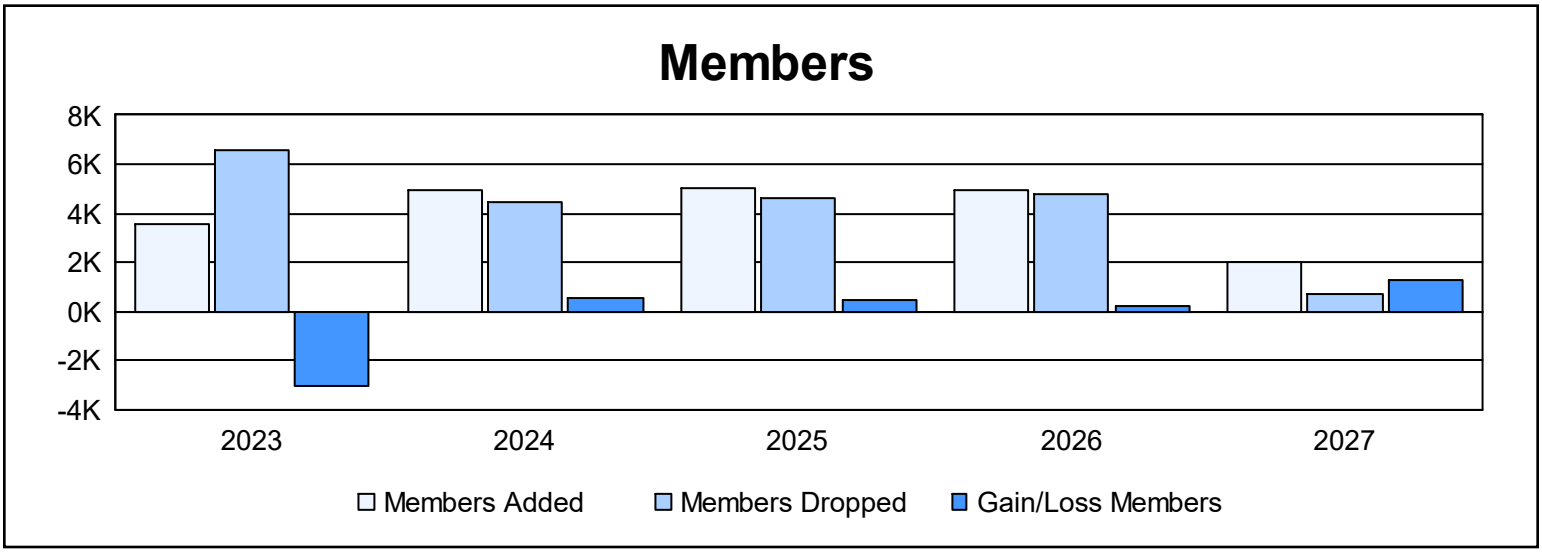

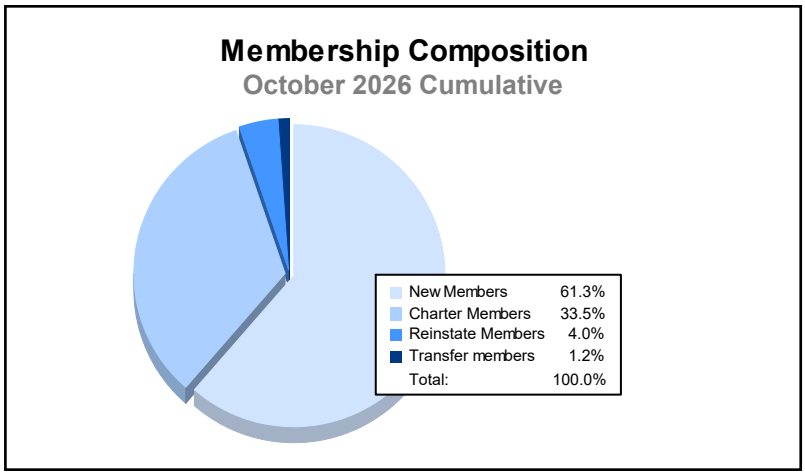
Membership Composition
October 2026 Cumulative
New Members 61.3%
Charter Members 33.5%
Reinstate Members 4.0%
Transfer members 1.2%
Total: 100.0%

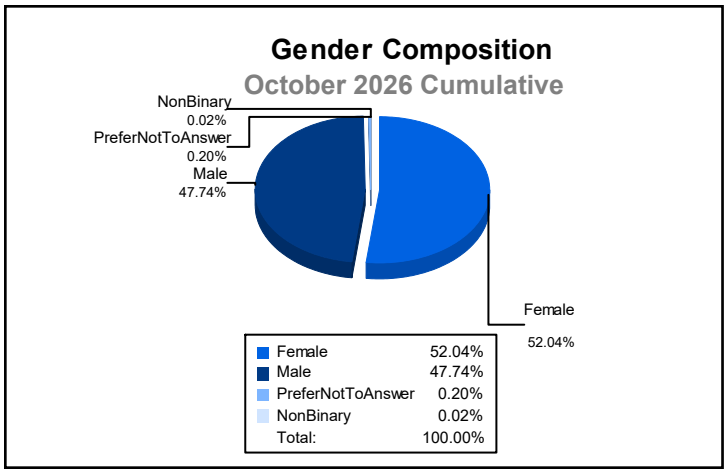
Gender Composition
October 2026 Cumulative
NonBinary
0.02%
PreferNotToAnswer
0.20%
Male
47.74%
Female
52.04%
Female 52.04%
Male 47.74%
PreferNotToAnswer 0.20%
NonBinary 0.02%
Total: 100.00%